

From **KYOTO** and beyond.

If you are coming from Kyoto you want to make your way to Juso station on the Hankyu train line. At Juso station get off the train and change to a train bound for Sannomia/Kobe/Shinkaichi. Take this train to Nishinomiya-kitaguchi station and proceed from there.

or

You can take the JR to Osaka/Umeda station and make your way to the Hankyu train line. From Hankyu Station take an express train from Track 8/9 bound for (Sannomiya/Kobe/Shinkaichi). Get off at Nishinomiya-kitaguchi station.



Nishinomiya-kitaguchi



When you get to Nishinomiya-kitaguchi you will see this is the middle of the station. From here find your way to the Imazu train line bound for Takarazuka (track 6/7). There is only one train. Get on the train and get off 2 stops at Kotoen station. Exit the ticket gates at Kotoen and go left downstairs to bus



6

7

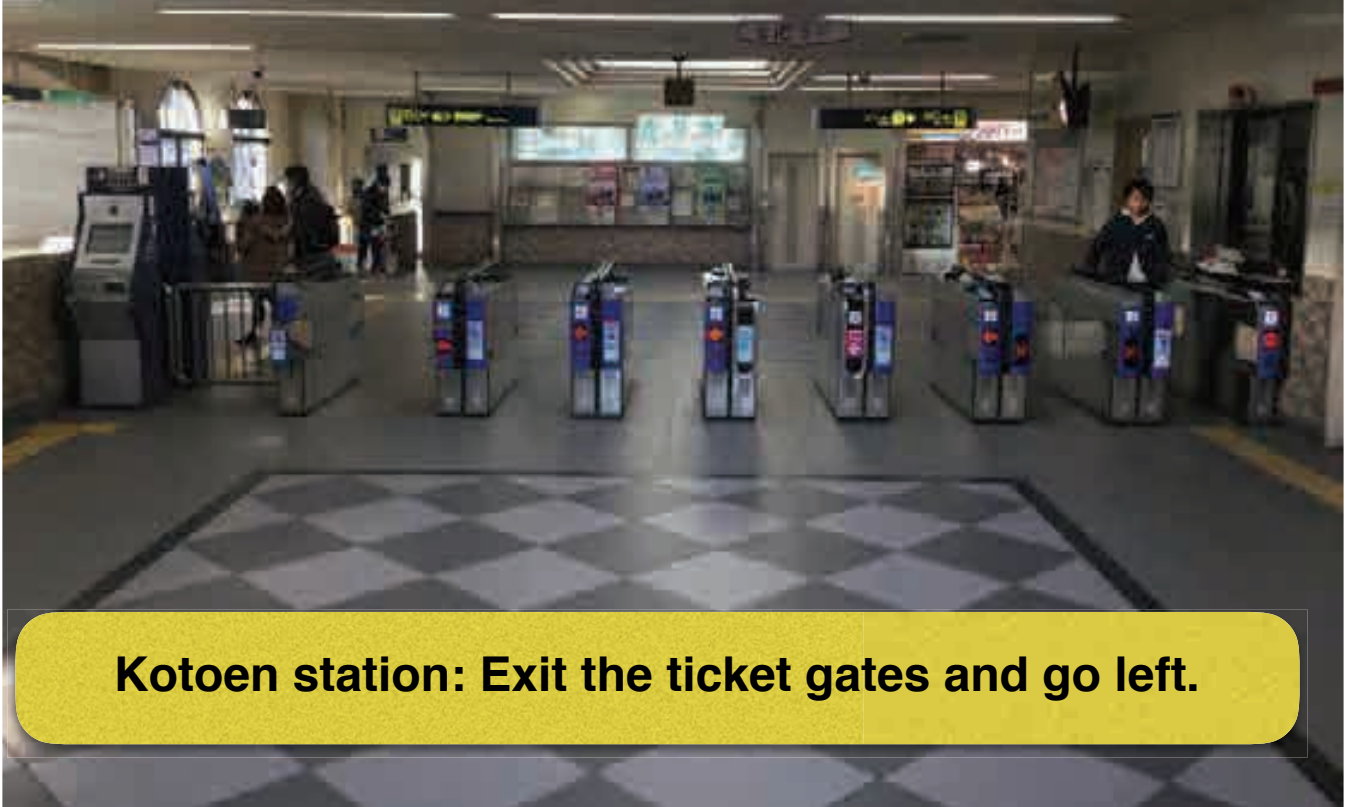
宝塚

門戸厄神・甲斐園・仁川・川西能勢口・箕面 方面

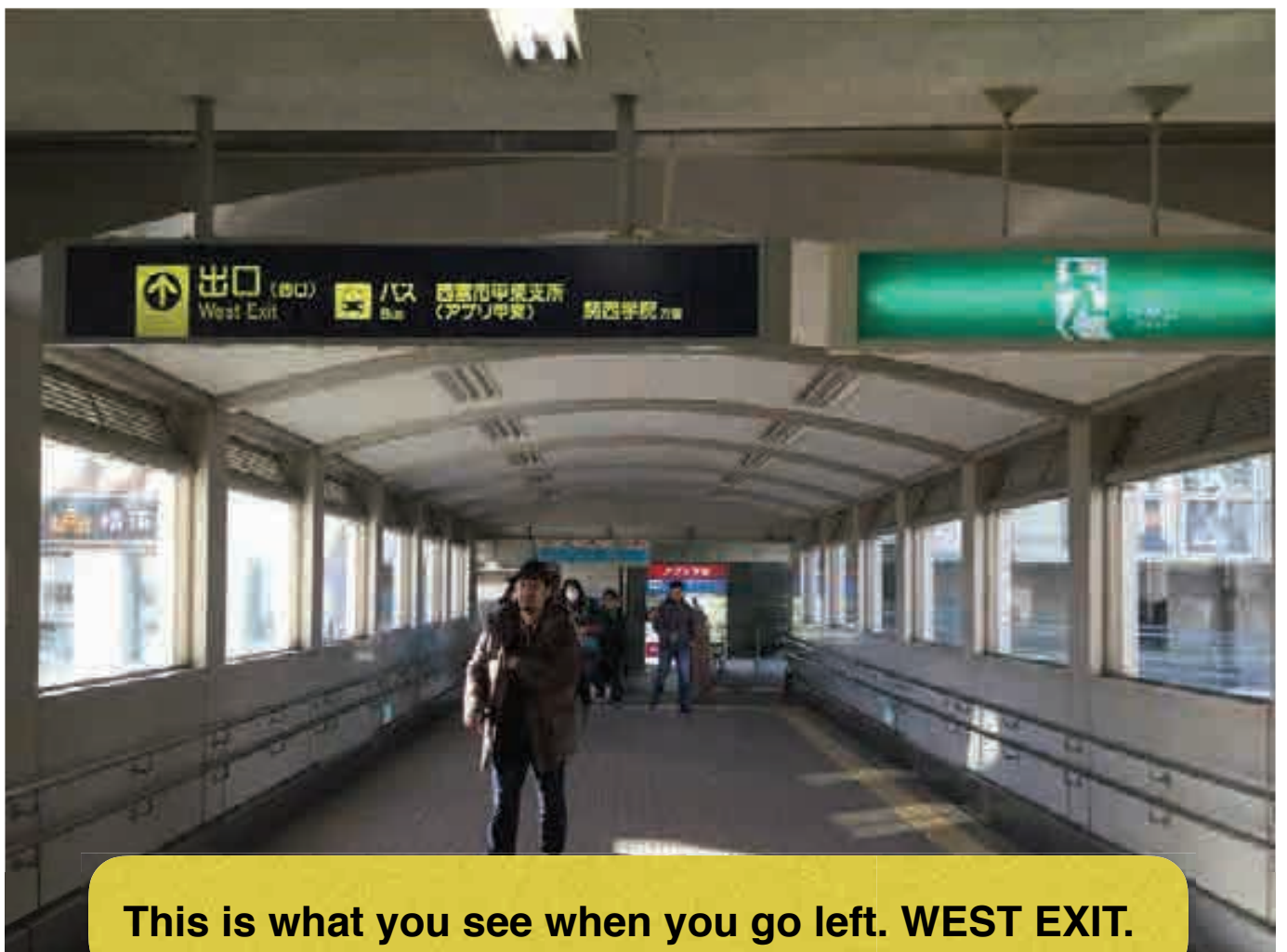
for Takarazuka, Mondo-yakujin, Kotoen, Nigawa, Kawanishi-noseguchi, Mino-o



KOTOEN STATION




Kotoen station: Exit the ticket gates and go left.



This is what you see when you go left. WEST EXIT.



Go left at the bottom of the stairs and left when you exit and go to BUS STOP # 2





Hop on any bus at Bus stop number 2. The bus comes every 15 minutes. It's 3 stops to Kwansei University and it takes about 7 minutes.

運行

Timetable

Weekdays	土曜・日祝日	Saturdays・Sundays & Holidays
学院前 Gakuin University	上ヶ原六番町経由 	蒙岩山経由
時		
5		50
7	12 27 42 58	○10 50
8	05 10 15 25 35 45 55	40
9	05 17 29 41 56	※10
10	10 16 26 41 56	
11	16 26 41 56	※10
12	10 16 26 41 56	
13	16 26 41 56	※10
14	10 16 26 41 56	
15	15 26 41 56	※10
16	10 25 40 55	30
17	10※25 40 55	30
18	10※25 40 55	30
19	09※21 39 57	28
20	09※21 39 57	28
21	09※21 39※55	45
22	16 48	
23	16	

全便、関西学院前経由です。

注

た

- 7 第1教授研究館 Faculty Office 1 13
- 第1教授研究館新館 Faculty Office 1 New Building 14
- 17 大学院1号館 Graduate Students Service Building 1 35
- 1 大学図書館 University Library 20
- 28 第5別館 Lecture Hall 5 20
- 41 第2教授研究館 Faculty Office 2 29
- 42 第4別館 Lecture Hall 4 33
- 6 茶室 Tea Ceremony Room 22
- 21 中央講堂(125周年記念講堂) Central Auditorium (125th Anniversary Auditorium) 31
- 18 30
- は ハミル館 Hamill Hall 11

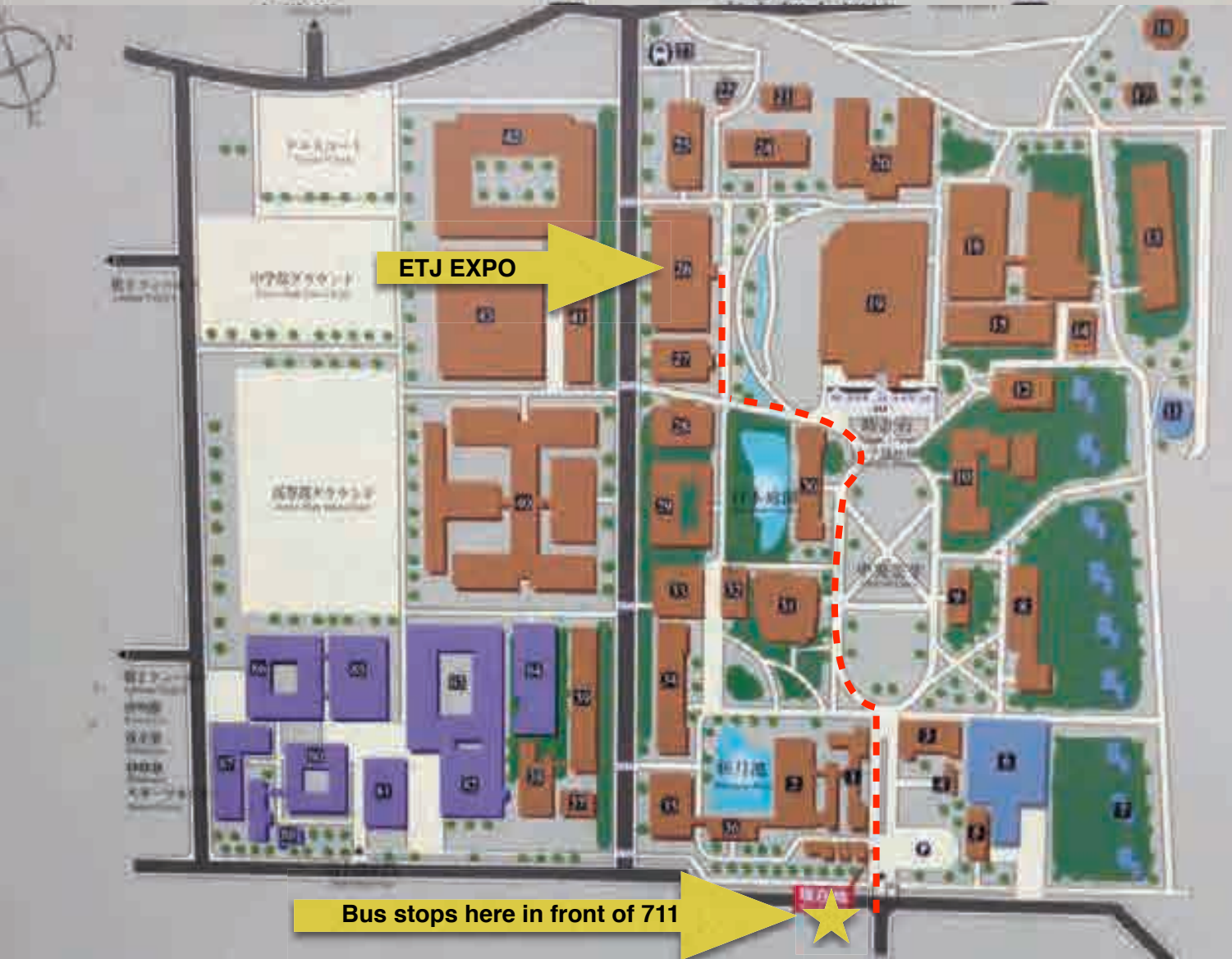
ら

- ランバス記念礼拝堂 Lambuth Memorial Chapel 4
- A
- A号館 Lecture Hall A 25
- B号館 Lecture Hall B 26
- C号館 Lecture Hall C 27
- D号館 Lecture Hall D 32
- E号館 Lecture Hall E 12
- F号館 Lecture Hall F 8
- G号館 Building G 40
- H号館 Lecture Hall H 16

ETJ EXPO



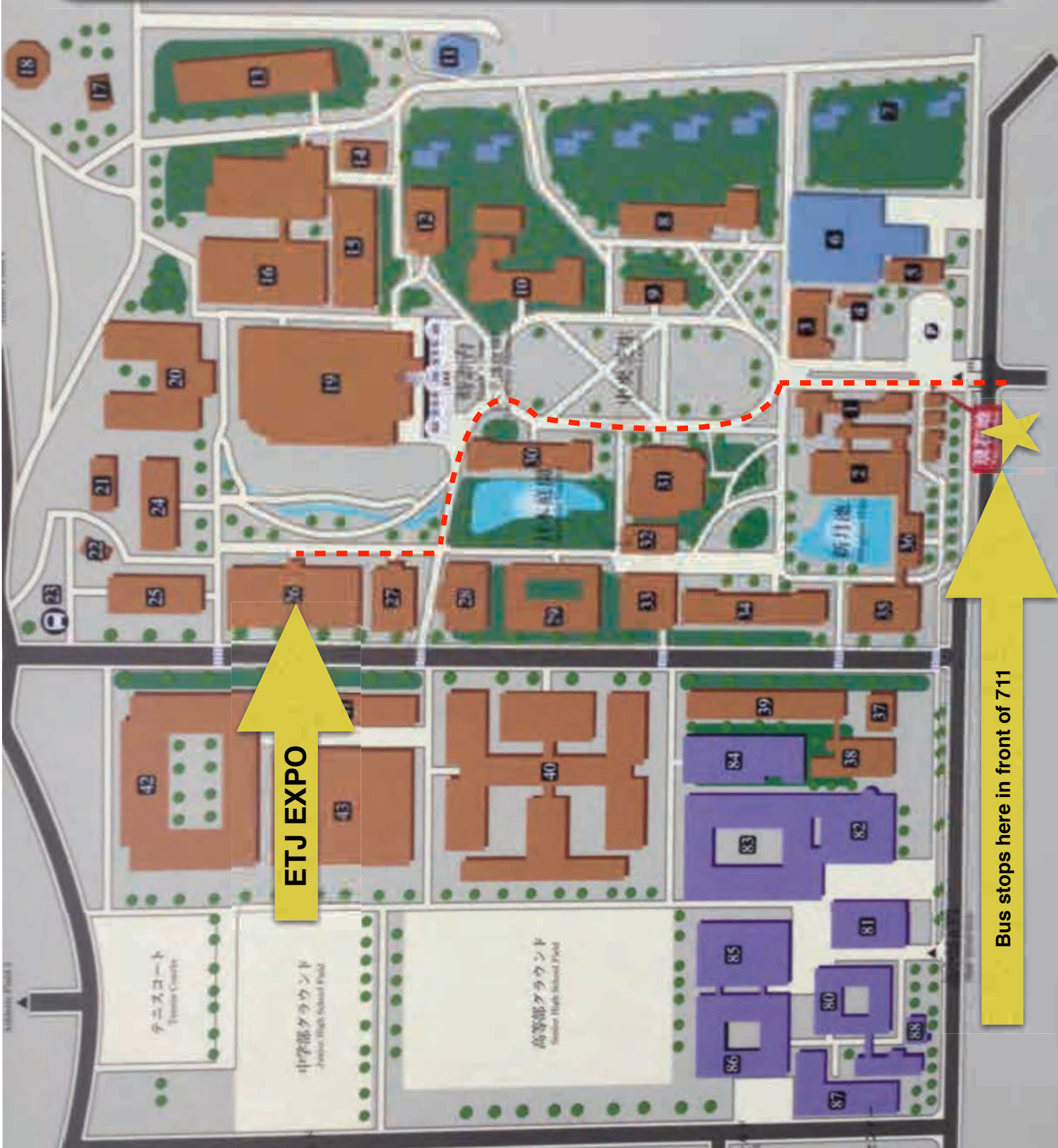
高中部



Bus stops here in front of 711



Kwansei University



ETJ EXPO

Bus stops here in front of 711

The bus stops across the street from the university. Get off the bus cross the street and follow the signs to the Expo building. Lecture Hall number 26 on the map. We will have signs and or people to direct you to the Hall. If you have any problems finding the place please call Jeff Hodsdon @ 080-3770-4252.

If you are coming from Kyoto you can take the Hankyu train and change at Juso or take the JR Line to Osaka/Umeda and then change to the Hankyu train line to Nishinomiya-Kitaguchi.

Kyoto



阪急沿線イラストマップ
Hankyu Area Illustrated Map
阪急沿線イラストマップ / 阪急沿線イラストマップ
원규 원진 일러스트레이터

ETJ EXPO
(Kotoen)
2 stations from
Nishinomiya-Kitaguchi
(track 6 / 7 Imazu line)

Sannomiya
(Hankyu line)
track 3/4

Nishinomiya-Kitaguchi
(Hankyu line)
get off here
transfer to the Imazu line
bound for TAKARAZUKA
track 6/7

Umeda
(Hankyu line)
track 8/9

coming from Kyoto
please change here (Juso station)
Hankyu Railway Kobe express
train toward Shinkaichi to
NISHINOMIYA-KITAGUCHI

Awaji

Ibaraki

Takatsuki

Nagaoaka

Katsura

Kawarabashi
Hankyu