












Blending a Hand Samples CD 4: Alphabet Tracks: a fun resource for teaching letter formation, phonics and vocabulary.



(C) David Lisgo 2009

Dealing with Vowels: a DIY 'Happy Families' type phonics game, also available ready made.

<p>ee</p>  <p>tree bee queen sheep</p>	<p>ee</p>  <p>bee tree queen sheep</p>	<p>ee</p>  <p>queen bee tree sheep</p>	<p>ee</p>  <p>sheep bee queen tree</p>	<p>ea</p>  <p>seal leaf sea peach</p>
<p>ea</p>  <p>leaf seal sea peach</p>	<p>ea</p>  <p>sea leaf seal peach</p>	<p>ea</p>  <p>peach leaf sea seal</p>	<p>ch</p>  <p>chicken sandwich chess beach</p>	<p>ch</p>  <p>sandwich chicken chess beach</p>

New Finding Out Book 2 support materials: worksheets, flash cards, board games and more.


FO2/1 Phonic families

Speaking
Reading



START 	1 tree	2 tray	3 truck	4 trap	5 train
11 stand	10  star	9 stunt	8  stop	7  Go back to start.	6  trumpet
12 stamp	13 sting	14  Go to 20.	15 cloud	16 clinic	17 clown
23 dream	22 drum	21  	20  clamp	19 clock	18  cleaning
24 dress	25  dragon	26  drink	27 drill	28  Go to 20. 	29 queen
FINISH 	34  	33 quack	32  quilt	31  quick	30  quest

© David Lisgo 2009





meeow meeow

woof woof




moo moo

squeak squeak

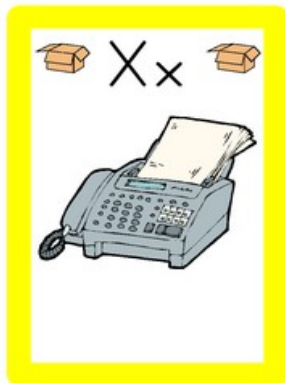

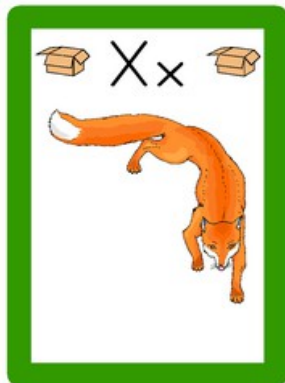

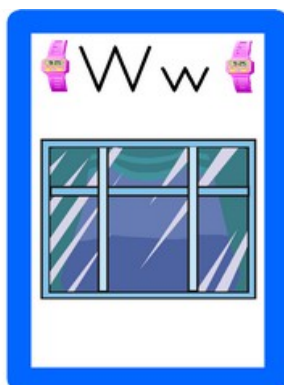






FO2 3

Look out of the window. What can you see?



More DIY Switchit: Infant Switchit and Switchit Junior



This is a never ending disk with mini-books, Phonic Bingo Collection, big/little and hot/cold cards, I'm Sorry and more and more.

I'm sorry.



That's all right.

I'm sorry.



That's all right.

I'm sorry.



That's all right.

I'm sorry.



That's all right.